


ODYSSEY DLX on CLEARFIELD canola technology sheet



Why choosing ODYSSEY DLX makes sense

Built on the proven 1-Pass flushing weed control of ODYSSEY®, ODYSSEY DLX provides **CLEARFIELD®** canola growers with unsurpassed grass control and an extended application window.

How ODYSSEY DLX works

ODYSSEY DLX combines two modes of action, including NEW Group 1 chemistry, to deliver premium broadleaf and grassy weed control while optimizing your resistance management. And because it contains the same chemistry as ODYSSEY, it provides extended control of flushing weeds.

What crops can follow ODYSSEY DLX in the rotation

Canary seed	Durum wheat	Spring barley
Chickpeas	Field corn	Spring wheat
CLEARFIELD canola	Field peas	Tame oats
CLEARFIELD lentils	Lentils	CLEARFIELD XCEED canola
CLEARFIELD sunflowers		

Flax, non-**CLEARFIELD** canola and non-**CLEARFIELD** sunflowers can be safely planted two years after ODYSSEY DLX application.

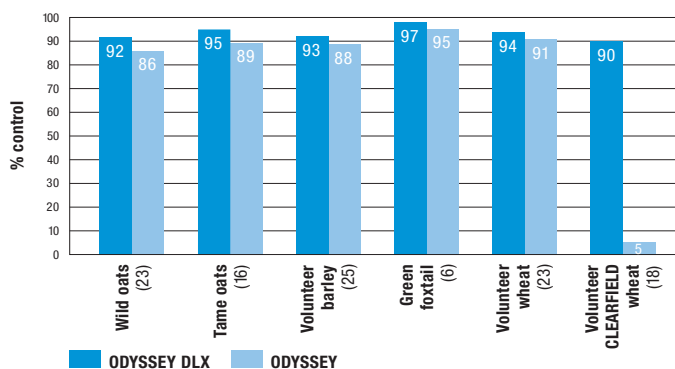
What ODYSSEY DLX controls

Broadleaf weeds controlled	Chickweed	Shepherd's-purse
	Cleavers (up to 4 whorls)	Stinkweed
	Flixweed	Stork's-bill
	Green smartweed	Volunteer canola (non-CLEARFIELD canola only)
	Hemp-nettle	Volunteer tame mustard
	Redroot pigweed	Wild buckwheat
	Russian thistle	Wild mustard
Broadleaf weeds suppressed	Kochia	
	Lamb's-quarters	
Grassy weeds controlled	Barnyard grass	Volunteer tame oats
	Green foxtail (wild millet)	Volunteer wheat (including CLEARFIELD wheat)
	Persian darnel	Wild oats
	Volunteer barley	

Multiple-flushing weeds appear in **bold**.

Grassy weed efficacy

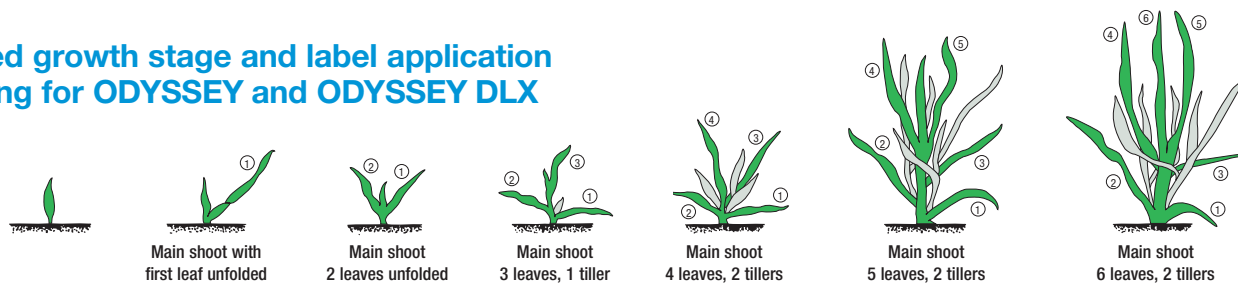
ODYSSEY DLX provides sharper grass control.



BASF Western Canadian internal field trials: 2001, 2004.



Weed growth stage and label application timing for ODYSSEY and ODYSSEY DLX



ODYSSEY
ODYSSEY DLX

Green leaves indicate true leaves. Grey shaded leaves indicate tillers.

When to apply ODYSSEY DLX

CLEARFIELD® canola	2- to 6-true-leaf stage
Broadleaf weeds	Cotyledon to 4-leaf stage
Grassy weeds Barnyard grass, Persian darnel, volunteer oats	1- to 4-true-leaf stage (6 total leaves, including 2 tillers)
Grassy weeds Green foxtail, wild oats, volunteer barley, volunteer wheat	1- to 6-true-leaf stage (until tillers are visible)

How much to apply

Each case of ODYSSEY® DLX contains enough herbicide and surfactant to treat 40 acres.

Apply ODYSSEY DLX in a water volume of 20-40 L/ac (50-100 L/ha). The surfactant MERGE® is essential for herbicide efficacy and is included in the ODYSSEY DLX package (No additional MERGE is required). Be sure to include MERGE in the mix at a final concentration of 0.5 L/100 L of spray solution (0.5% spray solution).

Application tips

- To optimize performance, apply ODYSSEY DLX in warm weather to actively growing weeds.
- Avoid applying immediately after or before a frost or unseasonably cold weather.
- Avoid application when rain is in the forecast. ODYSSEY DLX is rainfast 3 hours after application.
- Always include MERGE surfactant at a rate of 0.5% v/v.

Aim higher with LANCE

LANCE® lets you aim higher by delivering better yields than other canola fungicides. Head-to-head field trials confirm it. With LANCE, you get the highest level of *Sclerotinia* protection available in canola. As a result, LANCE stops disease before it even starts. So you get maximum disease protection and a higher return on your investment.

For more information about ODYSSEY DLX, call **AgSolutions®** by BASF at 1-877-371-BASF (2273) or visit our website at www.agsolutions.ca

Always read and follow label directions.

AgSolutions, **CLEARFIELD**, LANCE, MERGE and ODYSSEY are registered trademarks of BASF. © 2009 BASF Canada Inc.

