

# EQUINOX technology sheet



## Why choosing EQUINOX makes sense

If you've been satisfied with your grass control in peas, flax, lentils, canola, chickpeas\*, sunflowers\*, dry common beans\* and mustard\*, it's time to set your expectations higher. EQUINOX™ EC herbicide provides superior, post-emergent control of a broad spectrum of annual grasses.

\*Registration application submitted for use on chickpeas, dry common beans, sunflowers and mustard.

## How EQUINOX works

EQUINOX contains a new Group 1 active ingredient that's absorbed through the leaves and is rapidly translocated throughout the plant. Weeds generally stop growing within two days and are generally completely controlled between 7 and 21 days after treatment. Quackgrass control develops more slowly. In these weeds, EQUINOX is translocated to the rhizomes and kills actively growing rhizome buds, as well as above-ground vegetation.

## What EQUINOX controls

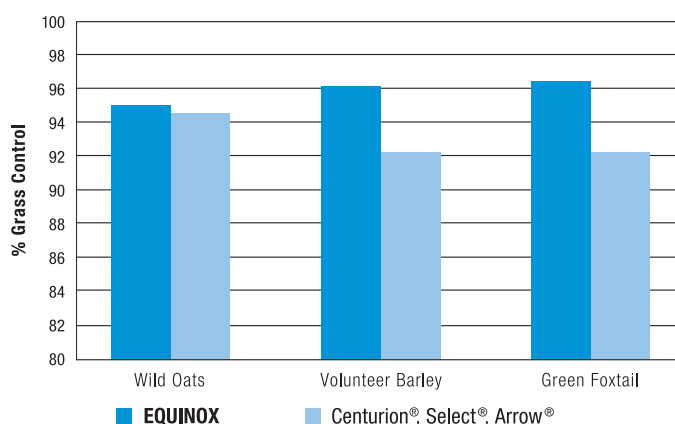
Weeds shown are controlled at the 40 and 60 acre/case rate when applied at the 1- to 6-true-leaf stage, up to 2 tillers. Use the 40 acre/case rate when weed densities exceed 45 weeds/m<sup>2</sup>.

|                                |                  |                                   |
|--------------------------------|------------------|-----------------------------------|
| <b>Grassy weeds controlled</b> | Green foxtail    | Volunteer wheat                   |
|                                | Quackgrass**     | Volunteer oats                    |
|                                | Volunteer barley | Volunteer <b>CLEARFIELD</b> wheat |
|                                | Wild oats        |                                   |

\*\*Control only at the 32 acre/case rate when applied at the 3- to 6-true-leaf stage, prior to tillering.

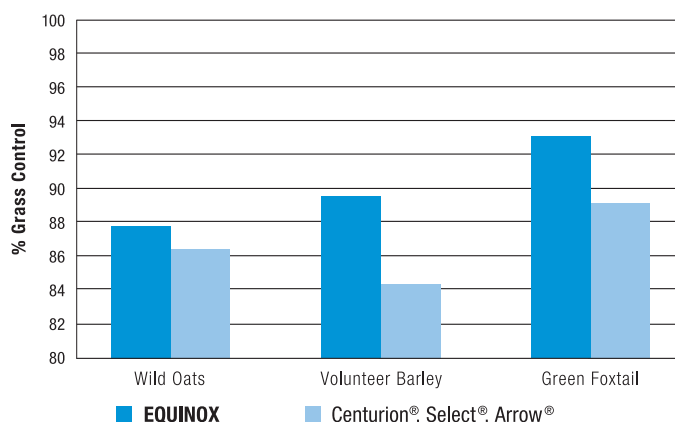
In the comparison charts below, EQUINOX provides improved control of volunteer barley and green foxtail.

**Grass Control Comparison – 40 acre/case**



Data Source: BASF 2006 trials, n=43.

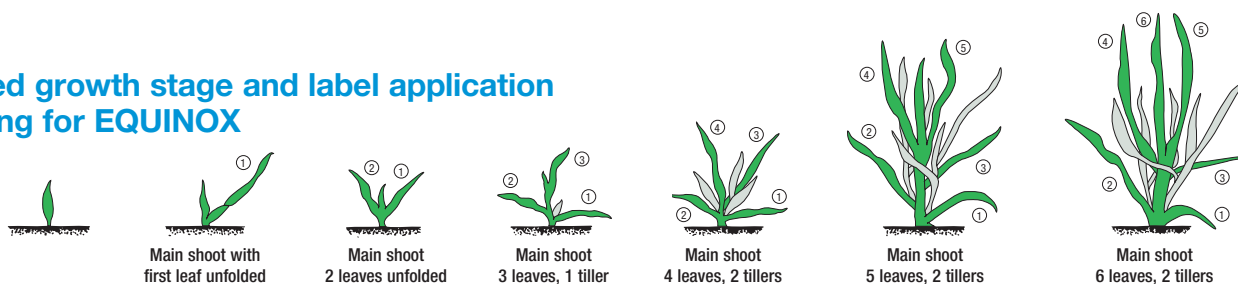
**Grass Control Comparison – 60 acre/case**



Data Source: BASF 2006 trials, n=43.



## Weed growth stage and label application timing for EQUINOX



Darker shaded area indicates timing for most effective control. Green leaves indicate true leaves. Grey shaded leaves indicate tillers.

### When to apply EQUINOX

| Crop                                  | Leaf Stage at Application and/or Height | Maximum Application Rate (L/ha) | Preharvest Interval (days) |
|---------------------------------------|---|---------------------------------|----------------------------|
| Canola (all types)                    | Emergence to bolting                    | 0.1335-0.165                    | 60                         |
| Chickpeas**†                          | Emergence to 9 node                     | 0.1335-0.25                     | 60                         |
| Dry peas                              | Emergence to 9 leaf                     | 0.1335-0.25                     | 60                         |
| Dry common beans*                     | Emergence to 7 trifoliolate leaf        | 0.1335-0.25                     | 60                         |
| Flax                                  | Emergence to 35 cm                      | 0.1335-0.25                     | 60                         |
| Lentils                               | Emergence to 9 leaf                     | 0.1335-0.25                     | 60                         |
| <b>CLEARFIELD</b> Lentils             | 1-6 node stage                          | 0.1335-0.25                     | 60                         |
| Mustard (brown, oriental and yellow)† | Emergence to 6 leaf                     | 0.1335-0.2                      | 60                         |
| Sunflowers***                         | Emergence to 10 leaf                    | 0.1335-0.2                      | 60                         |

\*Crop Subgroup 6-C: Dried shelled peas and beans (except soybean). Dried cultivars of bean (*Lupinus* spp.) (includes grain lupin, sweet lupin, white lupin and white sweet lupin); (*Phaseolus* spp.) (includes field bean, kidney bean, lima bean (dry) navy bean, pinto bean; tepary bean; bean (*Vigna* spp.) (includes adzuki bean, blackeyed pea, catjang, cowpea, Crowder pea, moth bean, mung bean, rice bean, southern pea, urd bean); broad bean (dry); chickpea; guar; lablab bean; lentil; pea (*Pisum* spp.) (includes field pea); pigeon pea.

\*\*All types of sunflowers including **CLEARFIELD** sunflowers.

†Registration application submitted for chickpeas, dry common beans, mustard and sunflowers.

### Tank-mix partners

- ODYSSEY on **CLEARFIELD**® canola
- LIBERTY® at 60 ac/case rate on LibertyLink® canola\*

### Application tips

- To maximize herbicide performance, apply EQUINOX in warm weather to weeds that are actively growing.
- Thorough coverage of EQUINOX on the foliage is important for consistent grass control.
- Reduced rates are not recommended, since they will result in inconsistent weed control.
- EQUINOX is extremely rainfast. Only one hour is required following application.

### How much to apply

One case of EQUINOX contains enough herbicide to treat 40 or 60 acres. **The surfactant MERGE® is required for herbicide activity and is included in the EQUINOX package. No additional MERGE is required.**

### What crops can follow EQUINOX in the rotation

Allow a minimum of 14 days between application of EQUINOX and the replanting of a cereal or grass crop. Otherwise, no restrictions apply when EQUINOX is sprayed alone.

For more information about EQUINOX, call **AgSolutions®** by BASF at 1-877-371-BASF (2273) or visit our website at [www.agsolutions.ca](http://www.agsolutions.ca)

Always read and follow label directions.

\* Pending registration for 2010.

AgSolutions, **CLEARFIELD** and MERGE are registered trademarks and EQUINOX is a trademark of BASF. All other products mentioned are registered trademarks or trademarks of their respective companies. © 2009 BASF Canada Inc.

